



---

# FAF

---

## Catalog – Price List

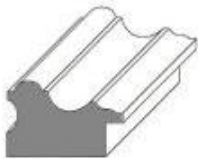
SEPTEMBER 1, 2016  
FINE ART FRAMES LLC BY JESSE GOSLEN  
[Floaterframes.com](http://Floaterframes.com)  
[Toll free 800 423 8547](tel:8004238547)

# Fine Art Frames LLC by Jesse Goslen

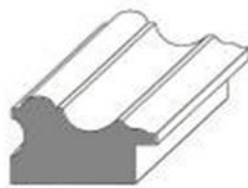
**Classic Frames:** Custom hand leafed frames, finished order (available in finished corner only)



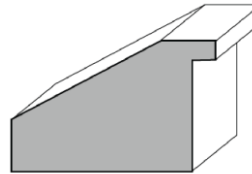
57 - 2 1/8  
All Silver Antique



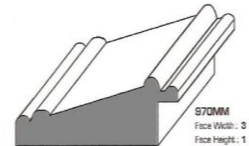
57 - 2 3/4 Silver / Gold  
lip Antique Wash



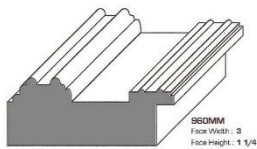
750 - 2 3/4 All Silver  
Antique Wash



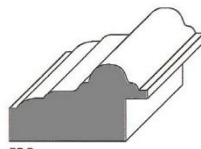
970 All Silver  
Antique Wash



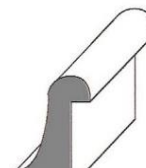
960 MM Gold/Antique



90 - 2 All Gold Antique  
Wash



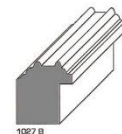
38 All Gold Antique Wash



38-1 3/8  
Face Width: 1  
Face Height: 1 3/8



1027-B  
Black lacquer



1027 B  
Face Width: 1 1/8  
Face Height: 1 1/4

Questions: Call Jesse - 800 423 8547 or cell 919 522 5212

Fax 877 700 2082

Email – [fineartframesnc@gmail.com](mailto:fineartframesnc@gmail.com)

[Floaterframes.com](http://Floaterframes.com)

# Fine Art Frames LLC by Jesse Goslen



652mm Silver  
Antique Wash



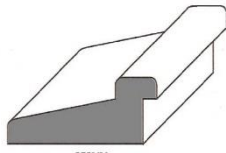
64 Silver Antique Wash



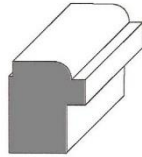
7 / 91 Gold Silver Lip  
Antique Wash



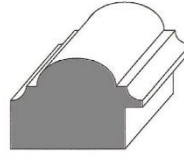
Step All Gold  
Antique Wash



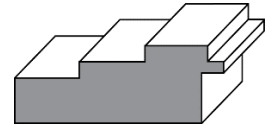
652MM  
Face Width : 2 3/4  
Face Height : 1 1/8



64  
Face Width : 1 5/16  
Face Height : 1 8/16



7/91  
Face Width : 2 3/8  
Face Height : 1 5/8



See finish possibility's Pages 12 thru 16

Style	Black or White lacquer	All Metal Leaf	Two leaves
# 38 1 1/8 width	\$21.25	\$29.75	NA
# 64 1 1/8 width	\$21.25	\$29.75	\$34.50
# 1027 B 1 1/8 width	\$21.25	\$29.75	NA
90 - 2 2 inch width	\$23.50	\$32.00	NA
57 - 2 1/8 2 inch width	\$25.00	\$33.50	\$38.50
57 - 2 3/4 3 inch width	\$29.25	\$37.75	\$42.75
970 mm 3 inch width	\$25.50	\$34.00	\$39.00
652 mm 3 inch width	\$25.50	\$33.50	\$38.75

Questions: Call Jesse - 800 423 8547 or cell 919 522 5212

Fax 877 700 2082

Email – [fineartframesnc@gmail.com](mailto:fineartframesnc@gmail.com)

[Floaterframes.com](http://Floaterframes.com)

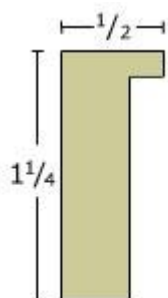
Style	Black or White lacquer	All Metal Leaf	Two leafs
7 / 91 3 inch width	\$28.50	\$37.00	\$42.00
960 mm (old 1027 A+B) 3 inch width	\$27.75	\$36.50	\$41.50
750 3 inch width	\$27.50	\$36.00	\$41.00
Step 3 inch width	\$27.50	\$36.00	\$41.00
Extend depth finished to match frame	\$9.00	\$9.00	\$9.00

## Extend Depth of any Classic Frame

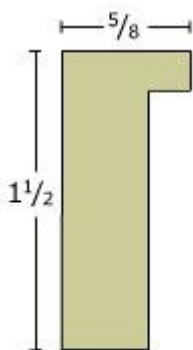
Canvas's and other objects may be deeper than the rabbet depth of the frame, we can extend the depth of the frame up to 1 3/4



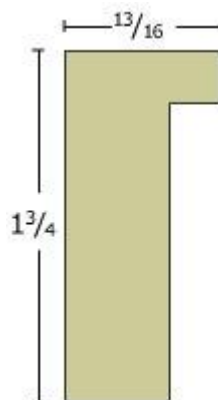
## Basic Frames 1000 series



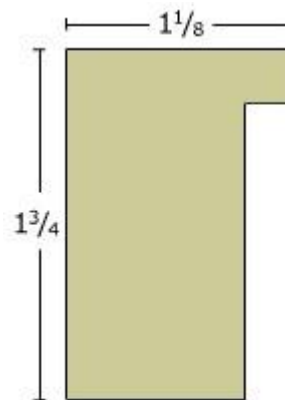
112



123



134



144

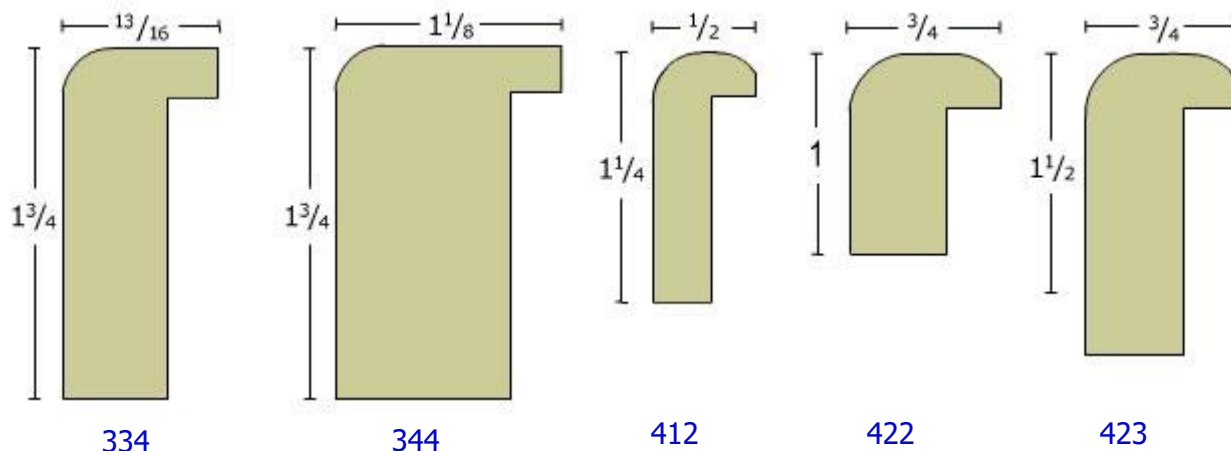
Questions: Call Jesse - 800 423 8547 or cell 919 522 5212

Fax 877 700 2082

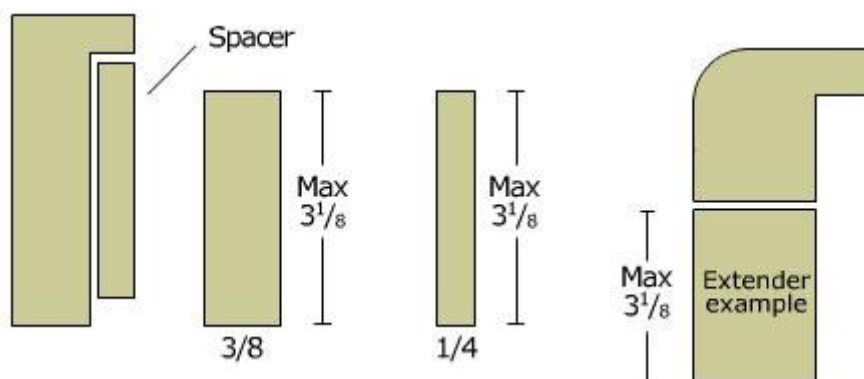
Email – [fineartframesnc@gmail.com](mailto:fineartframesnc@gmail.com)

[Floaterframes.com](http://Floaterframes.com)

## Basic Frames 3000 series and 4000 series



## Spacers and Extender



Raw and Basic Frames	Raw Chop	Raw Join	Basic Chop	Basic Join
1121, 1231, 1341 3341, 4121, 4221, 4231 = <b>Ash</b>	5.00	8.50	10.00	13.50
1122, 1232, 1342 3342, 4122, 4222, 4232 = <b>Cherry</b>	6..50	10..00	11.50	15.00
1123, 1233, 1343 3343, 4123, 4223, 4233 = <b>Walnut</b>	7.50	11.00	12.50	16.00
1124, 1234, 1344 3344, 4124, 4224, 4234 = <b>Maple</b>	5.50	9.00	10.50	14.00
1441, 3341 = <b>Ash</b>	7.00	10.50	12.00	15.50

Questions: Call Jesse - 800 423 8547 or cell 919 522 5212

Fax 877 700 2082

Email – [fineartframesnc@gmail.com](mailto:fineartframesnc@gmail.com)

[Floaterframes.com](http://Floaterframes.com)

# Fine Art Frames LLC by Jesse Goslen

<b>Raw and Basic Frames</b>	<b>Raw Chop</b>	<b>Raw Join</b>	<b>Basic Chop</b>	<b>Basic Join</b>
1442, 3442 = <b>Cherry</b>	8.50	12.00	13.50	17.00
1443, 3443 = <b>Walnut</b>	9.50	13.00	14.50	18.00
1444, 3444 = <b>Maple</b>	7.50	11.00	12.50	16.00
<b>Spacers 1/4 and 3/8 inch width up to 3 1/8 height</b>				
Poplar and Ash	2.00	NA	4.00	NA
Cherry	2.50	NA	4.50	NA
Walnut	2.75	NA	4.75	NA
Maple	2.25	NA	4.25	NA
<b>Lacquer Satin White or Black (Join only)</b>				
1120, 1230, 1340 3340, 4120, 4220, 4230= Poplar	22.25	Add 60.00 per frame		
1440, 3340 = Poplar	24.25	Add 60.00 per frame		
Spacers 1/4 and 3/8 inch width up to 3 1/8 height (Lacquer)	5.00			
Extend depth finished to match frame	9.00			
<b>Metal Leaf Frames</b>				
	<b>Join / FC</b>	<b>Join Round Corner</b>		
1120, 1230, 1340 3340, 4120, 4220, 4230= <b>Poplar</b>	30.75	Add 60.00 per frame		
1440, 3340 = <b>Poplar</b>	32.75	Add 60.00 per frame		
Spacers 1/4 and 3/8 inch width up to 3 1/8 height (Leaf)	7.00			
Extend depth finished to match frame (Leaf)	9.00			

Questions: Call Jesse - 800 423 8547 or cell 919 522 5212

Fax 877 700 2082

Email – [fineartframesnc@gmail.com](mailto:fineartframesnc@gmail.com)


[Floaterframes.com](http://Floaterframes.com)

# Fine Art Frames LLC by Jesse Goslen

## Custom frame packages, mats and fillets

We can cut a custom mat and acid-free backing board for your frame. It can be 4 or 8 ply rag board and we can cover with linen and add a custom leafed fillet to match your frame. We can also provide Acrylic and UV filtering Acrylic

Page | - 6 -



## Measuring

The first step is to measure the amount of the artwork you want to show. Be sure and measure in at least 1/8" from each edge of the paper (on larger pictures we recommend a minimum 1/4"). This measurement becomes the inside dimension of your mat.

## Border Size

Then determine the size of border you want on your mat. We seldom recommend mat borders less than 2". We like 4 inch mats, the mat needs be large enough to cover the borders on the artwork. As a framer we never recommend trimming original artwork.

Questions: Call Jesse - 800 423 8547 or cell 919 522 5212

Fax 877 700 2082

Email – [fineartframesnc@gmail.com](mailto:fineartframesnc@gmail.com)

[Floaterframes.com](http://Floaterframes.com)

# Fine Art Frames LLC by Jesse Goslen

Traditionally, mat borders are equal on the top and sides and 1/2" – 1" extra on the bottom border. Visually this seems to make the mat borders look even.

We stock the Rising mat board in white, warm white, antique in 4 and 8 ply.

If you want to float the art you will need a matching back board and an acid-free foam backing for stability. We also stock linen that can be custom wrapped on the mat. We can also cut UV and regular acrylic, we do not ship glass.

## Pricing Mats

United inches, add the height plus the width of your artwork (make sure to round *up* for any fractions). This number will be in united inches. Example: 16 + 20 = 36 united inches. Using the chart find the corresponding amount of united inches. Mat board comes 32 x 40 and 40 x 60 if either dimension of your mat exceeds the size of board go to next price. Mat board over 40 x 60 may be special ordered (call for quote)

Mat Size – up to	25 united inches	36 united inches	52 united inches	72 united inches *	100 united inches *
8 Ply Acid Free Mat	\$15.00	\$25.00	\$45.00	\$80.00	\$165.00
8 ply Well Mat (Fabric only) includes fabric	\$70.00	\$100.00	\$165.00	\$250.00	\$450.00
4 Ply Acid Free Mat	\$12.00	\$20.00	\$39.00	\$50.00	\$90.00
4 Ply Acid Free board	\$8.00	\$20.00	\$30.00	\$40.00	\$70.00
Foam Board Acid Free	\$6.00	\$9.00	\$12.00	\$15.00	\$25.00
Fabric ( add to mat price )	\$35.00	\$40.00	\$60.00	\$80.00	\$150.00
Filet ( add to mat price)	\$50.00	\$70.00	\$90.00	\$120.00	\$200.00
Acrylic	\$15.00	\$30.00	\$40.00	\$60.00	\$100.00
UV Acrylic	\$25.00	\$40.00	\$60.00	\$80.00	\$190.00
Extra Window openings	\$7.00	\$8.00	\$10.00	\$12.00	\$18.00

Questions: Call Jesse - 800 423 8547 or cell 919 522 5212

Fax 877 700 2082

Email – [fineartframesnc@gmail.com](mailto:fineartframesnc@gmail.com)

[Floaterframes.com](http://Floaterframes.com)



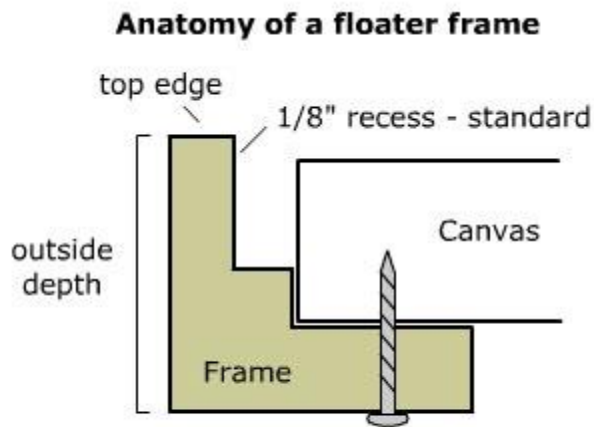
## Floater Frames:

### Designing Your Floater Frame

#### - Measuring the Art

There are three sets of dimensions to consider when measuring art to be framed with a Floater Frame. The outside size of the art, the diagonal sizes and depth of the art.

Outside size - These are the actual dimensions of the painting. The height is generally measured first followed by the width. This method is used whether the painting has a vertical or horizontal composition.



We pre-drill holes and provide screws to attach canvas to frame

Diagonal size - By measuring on the diagonal from the corners of the canvas you can determine if your painting is out of square. This is important because if it is out of square you should use the no bump backer option.

Depth - The depth of the canvas is important so I can make your frame the correct depth

When measuring the art work be careful with your measuring tape. Don't let the tape come in contact with the surface of the painting. A cloth measuring tape

would also be preferable to a metal one which could scratch the surface of the art if it comes into contact.

Questions: Call Jesse - 800 423 8547 or cell 919 522 5212

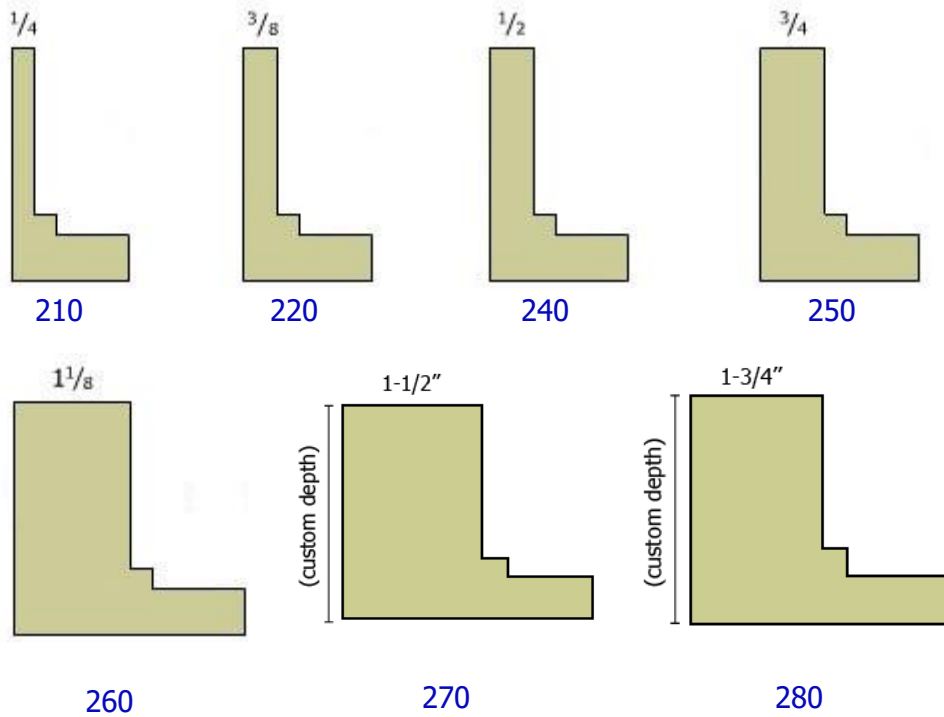
Fax 877 700 2082

Email – [fineartframesnc@gmail.com](mailto:fineartframesnc@gmail.com)

[Floaterframes.com](http://Floaterframes.com)

# Fine Art Frames LLC by Jesse Goslen

**Floater Frames 2000 series.** All frames are custom depth to fit your canvas



**Choose a profile:** **210** (1/4 inch top face), **220** (3/8 inch face), **240** (1/2 inch face), **250** (3/4 inch top face), **260** (1 1/8 inch top face), **270** (1 1/2 inch top face), **280** (1 3/4 inch top face)

**Add Round Corner:** (Leaf and Lacquer finishes only) 60.00 per frame



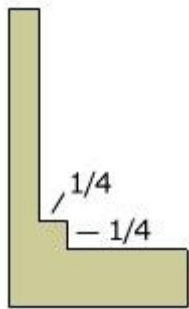
Questions: Call Jesse - 800 423 8547 or cell 919 522 5212

Fax 877 700 2082

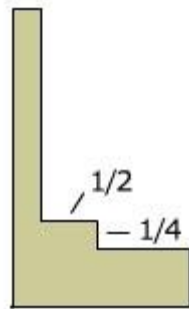
Email – [fineartframesnc@gmail.com](mailto:fineartframesnc@gmail.com)

[Floaterframes.com](http://Floaterframes.com)


## Choose the type of backer stock



Standard Bump



Wide Bump (WB)



No Bump (NB)

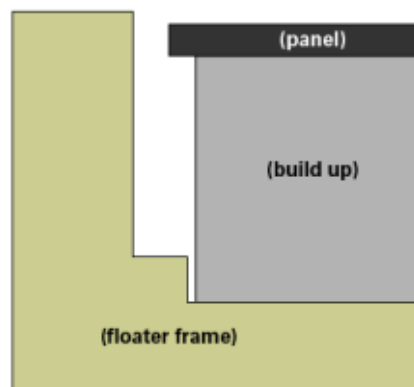
Standard Bump is 1/4" both dimensions. Wide Bump hold the canvas 1/2" from the edge, No Bump allows custom space from the edge.

## Build-up for Floater Frame

In some cases, such as artwork on wooden panel or canvas board, it is necessary to "build-up" the piece in order for it to fit within a floater frame. We can easily accommodate such instances. (Cost 2.00 per foot)

---

### CUSTOM DEPTH BUILD-UPS FOR FRAMING PANELS



---

Questions: Call Jesse - 800 423 8547 or cell 919 522 5212

Fax 877 700 2082

Email – [fineartframesnc@gmail.com](mailto:fineartframesnc@gmail.com)

[Floaterframes.com](http://Floaterframes.com)

# Fine Art Frames LLC by Jesse Goslen

## Choose if you want the frame assembled or sent in pieces

**Joined (Assembled)** we assemble the frame for you. The frame, it is sanded and finished after joining.

---

**Seamless Corner:** After the frame is joined, the corner is coated with epoxy, then sanded to give a seamless appearance. Standard on all lacquer and leaf frames.

Page | - 11 -

**Diptych or Triptych:** We can make floater frames for multiple canvases all in one frame. Please call for a quote.

**Length:** We do not sell length.

---

**Chop:** We miter the frame, you assemble. All frames are mitered with a standard 1/8" allowance, unless otherwise specified.

**Thumbnail:** Thumbnails eliminate the need for miter vice and nails. We have a machine that routs a groove across the back corners of the frame, you glue each corner and insert a plastic pin called a thumbnail.

## Wood Types:

The last digit of the style number refers to the wood type:


0 = Poplar: This is the wood we use under painted, Lacquer or leaf finishes.

1 = Ash: A blonde hardwood with an open grain similar to oak.

2 = Cherry: Varies from rich red to reddish brown and will darken with age and on exposure to light

3 = Walnut: A medium to dark brown color aging to rich golden brown.

4 = Maple: White color varies to beige with this tight grained hardwood.



Questions: Call Jesse - 800 423 8547 or cell 919 522 5212

Fax 877 700 2082

Email – [fineartframesnc@gmail.com](mailto:fineartframesnc@gmail.com)

[Floaterframes.com](http://Floaterframes.com)

# Fine Art Frames LLC by Jesse Goslen

## Choose the finish:


Each frame is custom finished to your specifications. Standard floater frames are black inside. Let us know if you need something different.

**Raw:** This is sanded but not finished.

Page | - 12 -

## Basic:

- These finishes allow the grain of the wood to show through. They are applied to ash, walnut, cherry and maple.
- Clear: The wood is sprayed with clear satin lacquer (water based)
- Watco Oil: Oil finishes have an earthier look. I have clear and tinted oils in stock, a coat of Paste Wax is applied over the oil to bring out the beauty of the wood. Oil looks great on Walnut or Cherry.
- Wash: Thin coat of finish used to highlight the wood grain, then it is sprayed with clear. Black-wash over Walnut (looks like ebony), over Maple (dark not much wood grain), and over Ash Dark lots of wood grain. White-wash on Maple (not much wood grain), Ash lots of wood grain)
- Stain: The wood is stained before a clear finish is applied. Several colors are available, or we can get most national brands.



Questions: Call Jesse - 800 423 8547 or cell 919 522 5212

Fax 877 700 2082

Email – [fineartframesnc@gmail.com](mailto:fineartframesnc@gmail.com)

[Floaterframes.com](http://Floaterframes.com)

# Fine Art Frames LLC by Jesse Goslen


**Lacquer:** (Water Based) Finish that does not allow the wood grain to show through. Black satin and White satin only



**Leaf:** We now offer metal and precious metal leaf. Metal is available in gold, silver or copper. Precious metal leaf is available in 22K gold and 12K White Gold.

- Antique and antique wash come in both raw umber and black. It is applied over the metal leaf, then a clear coat is applied to seal.
- Rub: Leaf is lightly steel wooded to show more of the base color (Red or Black)

## Precious Gold Finishes



Questions: Call Jesse - 800 423 8547 or cell 919 522 5212


Fax 877 700 2082

Email – [fineartframesnc@gmail.com](mailto:fineartframesnc@gmail.com)

[Floaterframes.com](http://Floaterframes.com)

# Fine Art Frames LLC by Jesse Goslen

## Metal Leaf:




Questions: Call Jesse - 800 423 8547 or cell 919 522 5212

Fax 877 700 2082

Email – [fineartframesnc@gmail.com](mailto:fineartframesnc@gmail.com)

[Floaterframes.com](http://Floaterframes.com)

# Fine Art Frames LLC by Jesse Goslen



Silver Black Antuque Wash

Gold Black Rub Antique

Gold Black Antique Wash

<b>Raw And Basic Frames</b>	Raw Chop	Raw Join	Basic Chop	Basic Join
2100, 2200, 2400, 2500 Poplar	\$12.00	\$15.50	NA	NA
2101, 2201, 2401, 2501 Ash	\$12.50	\$16.00	\$17.50	\$21.00
2102, 2202, 2402, 2502 Cherry	\$13.50	\$17.00	\$18.50	\$22.00
2103, 2203, 2403, 2503, Walnut	\$15.00	\$18.50	\$20.00	\$23.50
2104, 2204, 2504, Maple	\$13.00	\$17.25	\$18.00	\$21.50
2600, 2700, 2800 Poplar	\$15.00	\$18.50	na	na
2601, 2701, 2801 Ash	\$16.00	\$19.50	\$21.00	\$24.50
2602, 2702, 2802 Cherry	\$16.50	\$18.75	\$19.50	\$23.00
2603, 2703, 2803 Walnut	\$18.00	\$20.25	\$23.00	\$26.50
2604, 2704, 2804 Maple	\$16.00	\$18.25	\$19.00	\$22.50
<b>Lacquer Frames - White / Black</b>	Chop	Join		
2100, 2200, 2400, 2500, Poplar	\$22.00	\$28.00		
2600, 2700, 2800 Poplar	\$25.00	\$31.00		

Questions: Call Jesse - 800 423 8547 or cell 919 522 5212

Fax 877 700 2082

Email – [fineartframesnc@gmail.com](mailto:fineartframesnc@gmail.com)

[Floaterframes.com](http://Floaterframes.com)



# Fine Art Frames LLC by Jesse Goslen

<b>Metal Leaf Frames</b>	All Leaf Chop	All leaf Join	Leaf Face Chop	Leaf Face Join
2100, 2200, 2400, 2500, Poplar	\$33.25	\$39.25	\$35.00	\$41.25
2101, 2201, 2401, 2501 Ash	na	na	\$35.00	\$41.25
2102, 2202, 2402, 2502 Cherry	na	na	\$36.00	\$42.25
2103, 2203, 2403, 2503, Walnut	na	na	\$37.50	\$43.75
2104, 2204, 2504, Maple	na	na	\$35.50	\$41.75
2600, 2700, 2800 Poplar	\$35.75	\$41.75	\$37.50	\$43.75
2601, 2701, 2801 Ash	NA	NA	\$38.50	\$44.75
2602, 2702, 2802 Cherry	NA	NA	\$39.50	\$45.75
2603, 2703, 2803 Walnut	NA	NA	\$40.50	\$46.75
2604, 2704, 2804 Maple	NA	NA	\$36.50	\$42.75
<b>22K Gold / White 12K Gold Leaf Frames</b>	All Leaf Chop	All leaf Join	Leaf Face Chop	Leaf Face Join
2100, 2200, 2400, 2500, Poplar	\$53.25	\$59.25	\$44.00	\$50.25
2101, 2201, 2401, 2501 Ash	NA	NA	\$44.00	\$50.25
2102, 2202, 2402, 2502 Cherry	NA	NA	\$45.00	\$51.25
2103, 2203, 2403, 2503, Walnut	NA	NA	\$46.50	\$52.75
2104, 2204, 2504, Maple	NA	NA	\$44.50	\$50.75
2600, 2700, 2800 Poplar	\$56.25	\$62.25	\$49.50	\$55.75
2601, 2701, 2801 Ash	NA	NA	\$50.00	\$56.25
2602, 2702, 2802 Cherry	NA	NA	\$51.50	\$57.75
2603, 2703, 2803 Walnut	NA	NA	\$52.50	\$58.75
2604, 2704, 2804 Maple	NA	NA	\$50.50	\$56.75

Questions: Call Jesse - 800 423 8547 or cell 919 522 5212

Fax 877 700 2082

Email – [fineartframesnc@gmail.com](mailto:fineartframesnc@gmail.com)

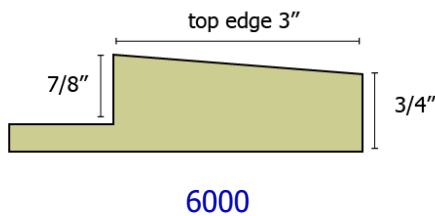
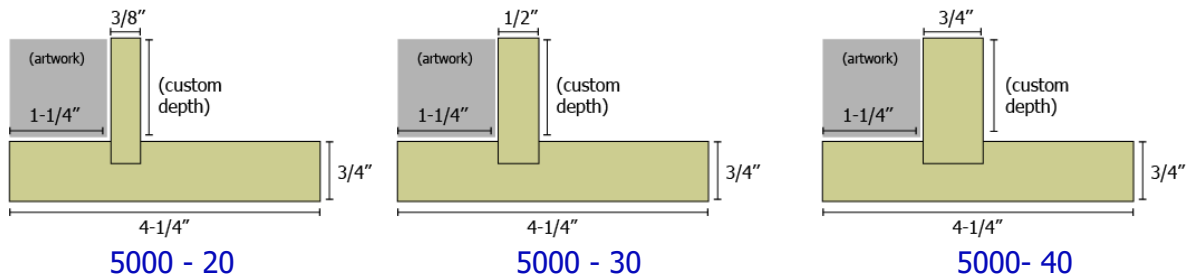
[Floaterframes.com](http://Floaterframes.com)

# Fine Art Frames LLC by Jesse Goslen

**Wide Floaters 5000 series**, only available Joined in Leaf and Lacquer finish.



5000- 30 White Satin Lacquer



6000 All Silver Black Antique Wash

Series	Lacquer Black or White	All Metal Leaf (inside black)	Leaf top edge / Lacquer combination
5000	35.50	48.25	46.25
6000	24.25	32.75	NA

Questions: Call Jesse - 800 423 8547 or cell 919 522 5212

Fax 877 700 2082

Email – [fineartframesnc@gmail.com](mailto:fineartframesnc@gmail.com)

[Floaterframes.com](http://Floaterframes.com)

# Fine Art Frames LLC by Jesse Goslen

## Other Prices:

Thumbnail - Floater (per frame)	\$7.00
Thumbnail – Basic	\$5.00
Wire and D-rings	\$3.00
Paint or Stain special order	\$25.00
Package frames under (32 x 40)	\$5.00
Large Package (frames over 32 x 40)	\$25.00
Extra-large package (frames over 40 x 60)	\$50.00
Sample Pieces - Basic (1 each wood)	\$10.00
Sample Pieces - Leaf	\$10.00
Sample Pieces Basic & Leaf	\$15.00
Corner Samples	Call
Build-up for Floater Frame	2.00 per foot
Extend depth of a frame ( leaf or Lacquer)	9.00 per foot
Round Corner Leaf or Lacquer	60.00 Per frame

## Shipping and Handling:

UPS is our preferred shipper. Large Packages up to 160 combined inches can be shipped UPS, Extra-large packages must be shipped motor freight. I have an account with a company that gets rates for multiple shippers so you get the best price. All frames are shipped FOB from our shop. A handling charge of \$5.00 is added to all orders.

## Payment:

We accept all major credit cards. A deposit is required on orders over \$500.00 and all orders must be paid for when we ship

## Turnaround time:

Each frame is handcrafted, Basic finishes take the least time usually 5 business days, Lacquer frames take a few days longer and Leaf frames generally require two to three weeks. A 10% rush charge may be added to rush orders.

## Volume discounts:

5 frames 5%
10 frames 10%
20 frames 20%

Questions: Call Jesse - 800 423 8547 or cell 919 522 5212

Fax 877 700 2082

Email – [fineartframesnc@gmail.com](mailto:fineartframesnc@gmail.com)

[Floaterframes.com](http://Floaterframes.com)

# Fine Art Frames LLC by Jesse Goslen

## **Special orders for finishes or molding:**

Due to the high level of variability among our styles of custom frames, it is highly likely that we are able to accommodate your requests even if it is not specified in this catalog or on our website. Just ask! You can fax a drawing to 877-700-2082

Page | - 19 -

## **Our stance on the environmentalism:**

Here at Fine Art Frames, we try to use materials that reflect our concern for the environment. That means we choose as many sustainable and responsible sources for raw materials as possible. We do not use wood from endangered rain forest trees; and we use environmentally friendly finishes such as Aqualente ([which is GREENGUARD certified](#)).

## **How to price your frame:**

To price your frame, you must determine the number of feet needed (you may consult the chart below). To do this, add the height plus the width of your artwork (make sure to round *up* for any fractions). This number will be in united inches. Example:  $16 + 20 = 36$  united inches. Using the chart on the next page, find the corresponding amount of united inches on the leftmost column of the chart. Moving right on the chart, find the column that corresponds with the width of the frame you want. The intersecting point will tell you how many feet of wood is required to make your frame.

Lastly, multiply the number of feet x the price per foot. There are charts with wood prices above.

Add in any extras Thumbnail, large package charge etc. Shipping will be added at time of shipment or we can get a quote for you.

If you have questions just call or email and I will try and help: [Jesse Goslen 800 423 8547](tel:8004238547) or email [fineartframesnc@gmail.com](mailto:fineartframesnc@gmail.com)

Questions: Call Jesse - 800 423 8547 or cell 919 522 5212

Fax 877 700 2082

Email – [fineartframesnc@gmail.com](mailto:fineartframesnc@gmail.com)

[Floaterframes.com](http://Floaterframes.com)

# Fine Art Frames LLC by Jesse Goslen

United Inches	1 1/8 inch or less	1 1/4-2"	2 1/8 - 3	3 1/8 - 4"
20" or less	4'	5	5.5	6
21 - 23	4.5'	5.5	6	6.5
24 - 26	5'	6	6.5	7
27 - 29	5.5'	6.5	7	7.5
30 - 32	6'	7	7.5	8
33 - 35	6.5'	7.5	8	8.5
36 - 38	7'	8	8.5	9
39 - 41	7.5	8.5	9	9.5
42 - 44	8'	9	9.5	10
45 - 47	8.5'	9.5	10	10.5
48 - 50	9'	10	10.5	11
51 - 53	9.5'	10.5	11	11.5
54 - 56	10'	11	11.5	12
57 - 59	10.5'	11.5	12	12.5
60 - 62	11'	12	12.5	13
63 - 65	11.5'	12.5	13	13.5
66 - 68	12'	13	13.5	14
69 - 71	12.5'	13.5	14	14.5
72 - 74	13'	14	14.5	15
75 - 77	13.5	14.5	15	15.5
78 - 80	14	15	15.5	16.5
81 - 83	14.5	15.5	16.5	17
84 - 86	15	16.5	17	17.5
87 - 89	15.5	17	17.5	18
90 - 92	16.5	17.5	18	18.5
93 - 95	17	18	18.5	19
96 - 98	17.5	18.5	19	19.5
99 - 101	18	19	19.5	20
102 - 104	18.5	19.5	20	20.5
105 - 107	19	20	20.5	21
108 - 110	19.5	20.5	21	21.5
111 - 113	20	21	21.5	22
114 - 115	20.5	21.5	22	22.5
116 - 118	21	22	22.5	23
119 - 121	21.5	22.5	23	23.5
122 - 124	22	23	23.5	24
125 - 127	22.5	23.5	24	24.5
128 - 129	23	24	24.5	25
130 - 132	23.5	24.5	25	25.5

Questions: Call Jesse - 800 423 8547 or cell 919 522 5212

Fax 877 700 2082

Email – [fineartframesnc@gmail.com](mailto:fineartframesnc@gmail.com)

[Floaterframes.com](http://Floaterframes.com)